

Loss Insight StrataScope – Cyber

Cyber StrataScope provides multi-dimensional information for underwriting and actuarial leaders to make informed decisions about underwriting and pricing cyber risk. Cyber StrataScope intersects Advisen's industry-leading cyber event data with time series company data to provide insight into cyber events and their consequences.

Why Cyber StrataScope?

Rating Plan Development

- *What should be the pricing relativities among industries?*
- *How should revenues affect cyber pricing?*
- *Which types of events more frequently lead to lawsuits?*

Underwriting Early Warning Indicators

- *Which three industries experienced the greatest increase and decrease in cyber event frequency?*
- *Which three industries experienced the greatest increase and decrease in affected records?*
- *What is the source of these changes in frequency and affected records?*

Industry Analysis

- *How can I visualize the differences among industries and their loss trends?*
- *Which industries have experienced cyber events with the greatest affected records?*
- *How does the affected record count vary by event type?*

Loss Types

- *Which types of events have experienced the greatest change in frequency? In severity?*
- *How does loss severity vary by event type?*

Risk Management

- *What industries are experiencing increases in litigation?*
- *Which vendors by industry or type are at risk for cyber events? How do I analyze trends?*

Insurer Benefits

Underwriting Benefits

- Employ comprehensive frequency data to enhance risk analysis by type of event
- Drive pricing models with affected record counts
- Build predictive models for risk scoring with optional model-ready datasets and value-added services

Information-Driven Performance

- Monitor trends in the risk landscape and identify "hot spots" of emerging loss types
- Create peer analyses tailored to industry and size characteristics
- Refine rating plans based on changes in litigation filing

Management Reporting and Communication

- Promote informed discussions through timely information on claims trends
- Support portfolio analytics with event frequency and severity inputs
- Establish quarterly risk reports & updates

Risk Professional Benefits

Cybersecurity Operational Risk Management

- Employ comprehensive frequency data to enable enhanced risk analysis by type of event and financial impact
- Drive reserve models with ground-up severity data
- Create peer analysis based on industry-specific cyber event data
- Build predictive models for risk scoring with optional model-ready datasets and value-added services

Information-Driven Performance

- Monitor trends in the risk landscape and identify "hot spots" of emerging threats
- Prioritize risk mitigation efforts based on current threat information
- Evaluate the risk potential of clients, business partners and vendors

Board Reporting and Communication

- Promote informed discussions through enhanced cyber risk transparency
- Populate risk-reporting dashboards with timely data
 - Create threat analyses
 - Optimize data for risk-based conversations
 - Establish Quarterly Risk Reports & Updates on Cyber Events
- Employ analytic solutions to set guidelines and establish data-driven appetite and capacity by geography, company size, and industry

Cyber StrataScope Data

Advisen's Cyber StrataScope draws on data from our Master Significant Cases and Actions Database (MSCAd) – which contains more than 225,000 global severity events proprietarily researched by Advisen. The Cyber Risks data powering StrataScope is based on our fastest growing category of cases, increasing at over 100 per week.

The case data is related to Advisen's proprietary time series company data set which describes companies with revenues over \$1 million reaching back to 2008.

Cyber StrataScope allows cases to be analyzed by:

- Type of Case
- Data Source
- Data Type
- Event Year

The companies experiencing the Cyber Event can be segmented by:

- Size (Revenue Range)
- Industry (based on NAICS code)

Related Product

Cyber Loss Insight Feed

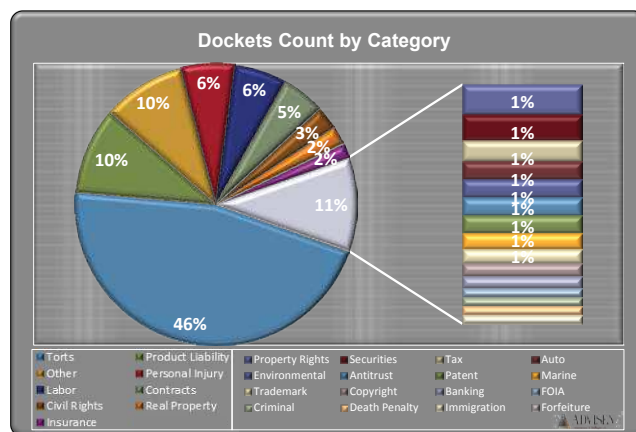
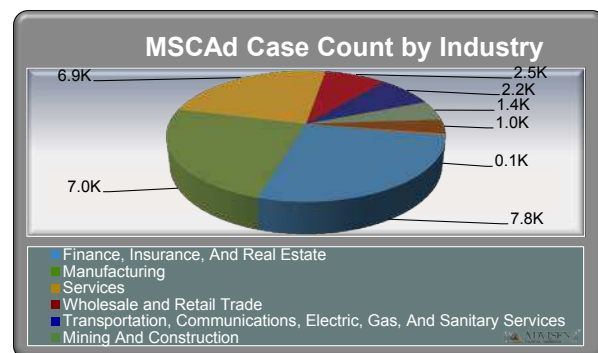
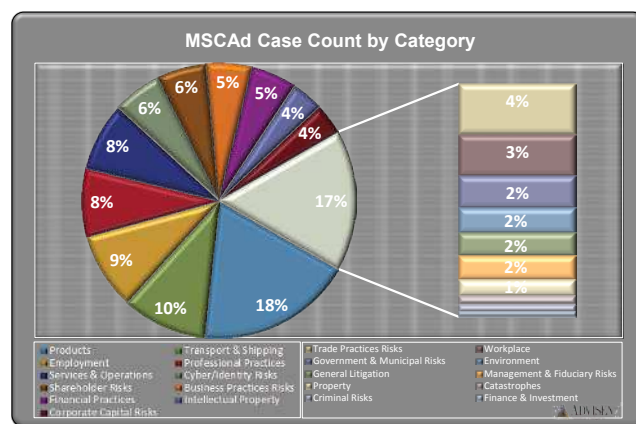
Advisen's data feeds provide model-ready loss data, intersected to current and time series business data to enable building of proprietary algorithms and risk dashboards. The Loss Insight feed includes:

- Cyber cases
- Company Static Data
- Related Case Linkages
- Likely Line of Business
- Parties

The cyber case event records include key attributes including the affected company, case type, affected count, data source, and data type. Costs associated with remediation, fines and penalties, financial loss, and litigation are provided in separate records which are linked through related cases.

The company data summary file includes counts of companies grouped by the following attributes:

- Industry (based on NAICS codes)
- Date
- Revenues
- Geography



About Advisen Ltd.

Advisen is leading the way to smarter and more efficient risk and insurance communities. Through its information, analytics, ACORD messaging gateway, news, research, and events, Advisen reaches more than 150,000 commercial insurance and risk professionals at 8,000 organizations worldwide. The company was founded in 2000 and is headquartered in New York City, with offices in the US and the UK.

+1.212.897.4800 | info@advisen.com | www.advisen.com

