



The Power of Predictive Models in Workers' Compensation Claims Handling

Sponsored by:



insured.™

The Power of Predictive Models in Workers' Compensation Claims Handling

Visit www.advisentld.com at the end of this webinar to download:

- Copy of these slides
- Recording of today's webinar
- Copy of the associated white paper



Many Thanks to our Sponsor!

- **ACE** is one of the world's largest multiline property and casualty insurers. With operations in 54 countries, ACE provides commercial and personal property and casualty insurance, personal accident and supplemental health insurance, reinsurance, and life insurance to a diverse group of clients.
 - ACE 4D is ACE's proprietary approach that encompasses four dimensions of predictive analytics to reduce costs and drive better claims outcomes for insureds.
- Organized in 1953, ESIS, Inc. (ESIS) is a risk management services company and part of ACE, providing customized risk management products and services.
 - ESIS Advanced Analytics in Action® is a consultative and customized data analytics and predictive modeling platform. Powered by 4D and focused on our clients' specific goals, ESIS helps customers achieve better claim outcomes and continuous program improvement.



insured.™

About Advisen

Advisen delivers:

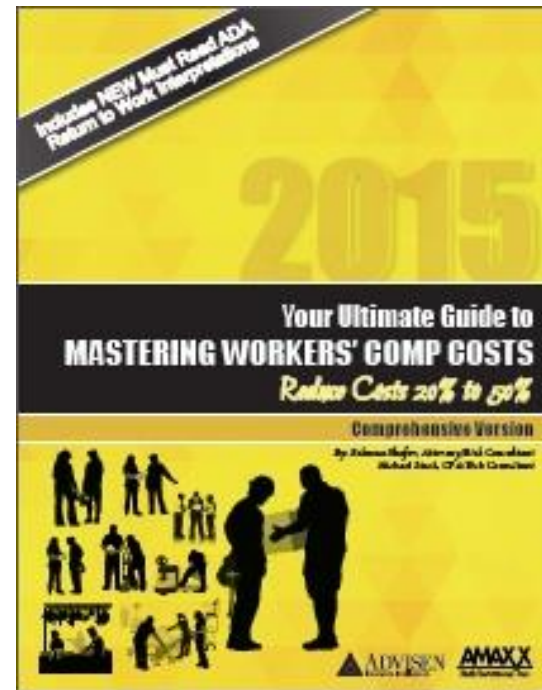
the **right** information into
the **right** hands at
the **right** time

www.advisentd.com

Your Ultimate Guide to Mastering Workers' Comp Costs

Learn more about Mastering Workers' Comp costs at www.advisentld.com/wcbooks

**Special Offer for a limited time:
Receive \$100 off through the
end of this week!**



Today's Moderator



Rebecca Bole

EVP, Editor-in-Chief

Advisen

Today's Panelists




Frank Ciurlino

Director of Claims Administration
Bimbo Bakeries



Keith Higdon

Vice President, Claims Data Analytics
ACE Group



Frank Murray

Senior Vice President, Claims
ACE ESIS



What is predictive modeling?



Rebecca Bole
Advisen



Frank Ciurlino
Bimbo Bakeries



Keith Higdon
ACE Group



Frank Murray
ACE ESIS



How do you build predictive models? What data is available? How easy is it to capture?



Rebecca Bole
Advisen



Frank Ciurlino
Bimbo Bakeries



Keith Higdon
ACE Group



Frank Murray
ACE ESIS



What is the current state of claims administration in workers' comp?



Rebecca Bole
Advisen



Frank Ciurlino
Bimbo Bakeries



Keith Higdon
ACE Group



Frank Murray
ACE ESIS



Where do models fit into the current claims process?



Rebecca Bole
Advisen



Frank Ciurlino
Bimbo Bakeries



Keith Higdon
ACE Group



Frank Murray
ACE ESIS



Where's the value in a model for the employer?



Rebecca Bole
Advisen



Frank Ciurlino
Bimbo Bakeries



Keith Higdon
ACE Group



Frank Murray
ACE ESIS



What are the practical steps you need to take to implement a model into a TPA or employer?



Rebecca Bole
Advisen



Frank Ciurlino
Bimbo Bakeries



Keith Higdon
ACE Group



Frank Murray
ACE ESIS



How do you get people to trust the tool, use it and act on the information the model gives you?



Rebecca Bole
Advisen



Frank Ciurlino
Bimbo Bakeries



Keith Higdon
ACE Group



Frank Murray
ACE ESIS



As an employer, what do you do with the information once you receive it?



Rebecca Bole
Advisen



Frank Ciurlino
Bimbo Bakeries



Keith Higdon
ACE Group



Frank Murray
ACE ESIS



Can you give any quantifiable indication of success?



Rebecca Bole
Advisen



Frank Ciurlino
Bimbo Bakeries



Keith Higdon
ACE Group



Frank Murray
ACE ESIS



Thank You to our Panelists!



Frank Ciurlino

Director of Claims Administration
Bimbo Bakeries



Keith Higdon

Vice President, Claims Data Analytics
ACE Group

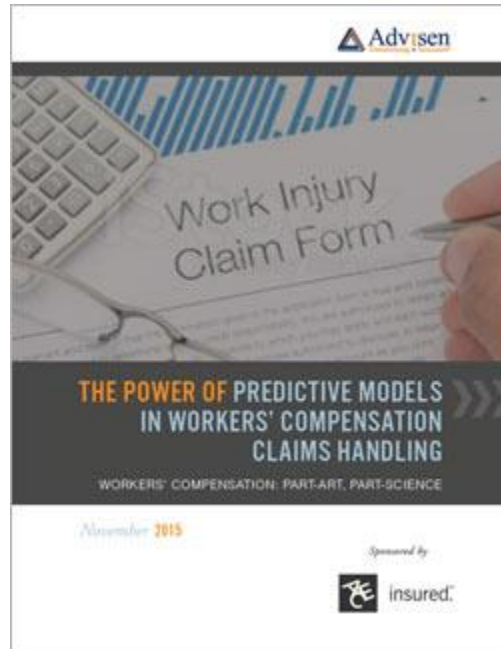


Frank Murray

Senior Vice President, Claims
ACE ESIS



The Power of Predictive Models in Workers' Compensation Claims Handling



Visit www.advisentd.com to download:


- Copy of these slides
- Recording of today's webinar
- Copy of the associated white paper



Contact Us

Advisen Ltd.
1430 Broadway
8th Floor
New York, NY 10018
www.advisenltd.com
Phone +1.212.897.4800
advisenevents@advisen.com





Leading the way to **smarter**
and more **efficient**
risk and insurance **communities.**

Advisen delivers:
the **right information** into
the **right hands** at
the **right time**
to **power performance.**

About Advisen Ltd.

Advisen is leading the way to smarter and more efficient risk and insurance communities. Through its information, analytics, ACORD messaging gateway, news, research, and events, Advisen reaches more than 150,000 commercial insurance and risk professionals at 8,000 organizations worldwide. The company was founded in 2000 and is headquartered in New York City, with offices in the US and the UK.

+1 (212) 897-4800 | info@advisen.com | www.advisenltd.com